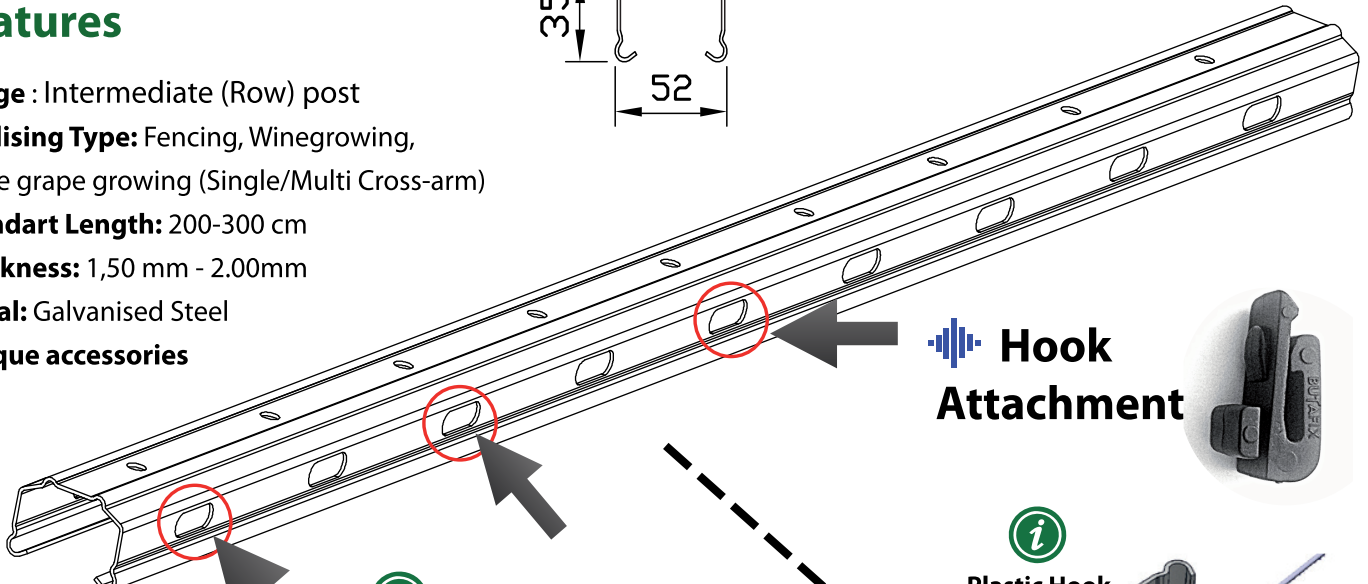
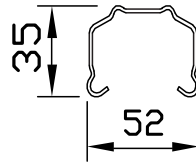


Features

- Usage : Intermediate (Row) post
- Trellising Type: Fencing, Winegrowing, Table grape growing (Single/Multi Cross-arm)
- Standart Length: 200-300 cm
- Thickness: 1,50 mm - 2.00mm
- Metal: Galvanised Steel
- Unique accessories

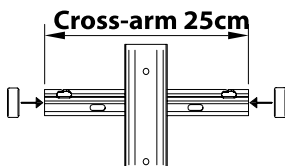
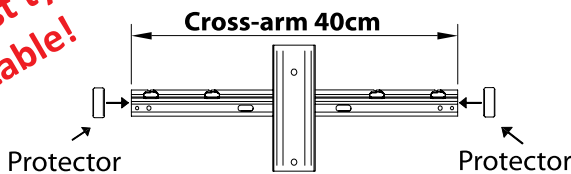
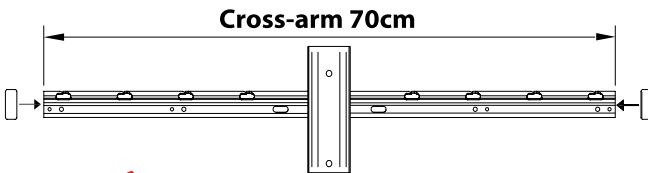
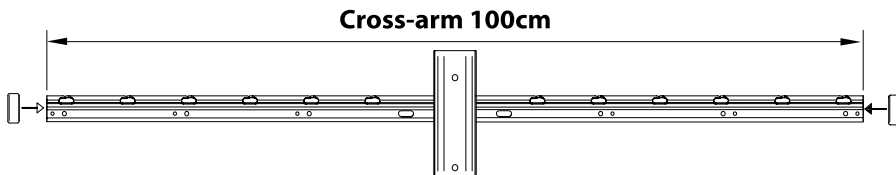
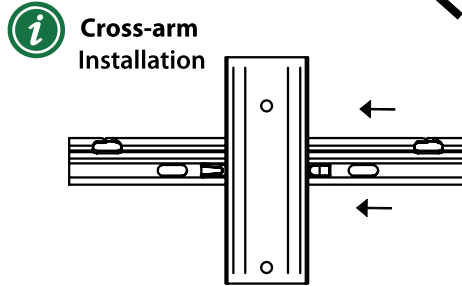


Hook Attachment

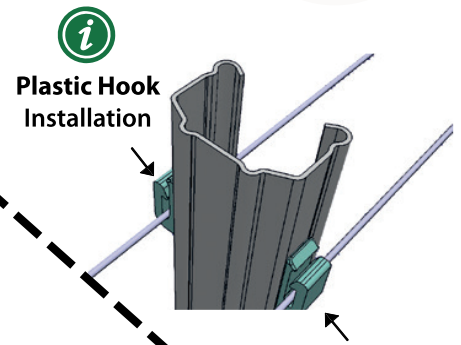


Cross-Arm Attachment


- Thickness: 2,00 mm
- Mounting type: Clip / M6 U-Bolt



To all post types suitable!



- Plastic sharpness protector prevents to any injuries and the protective covering

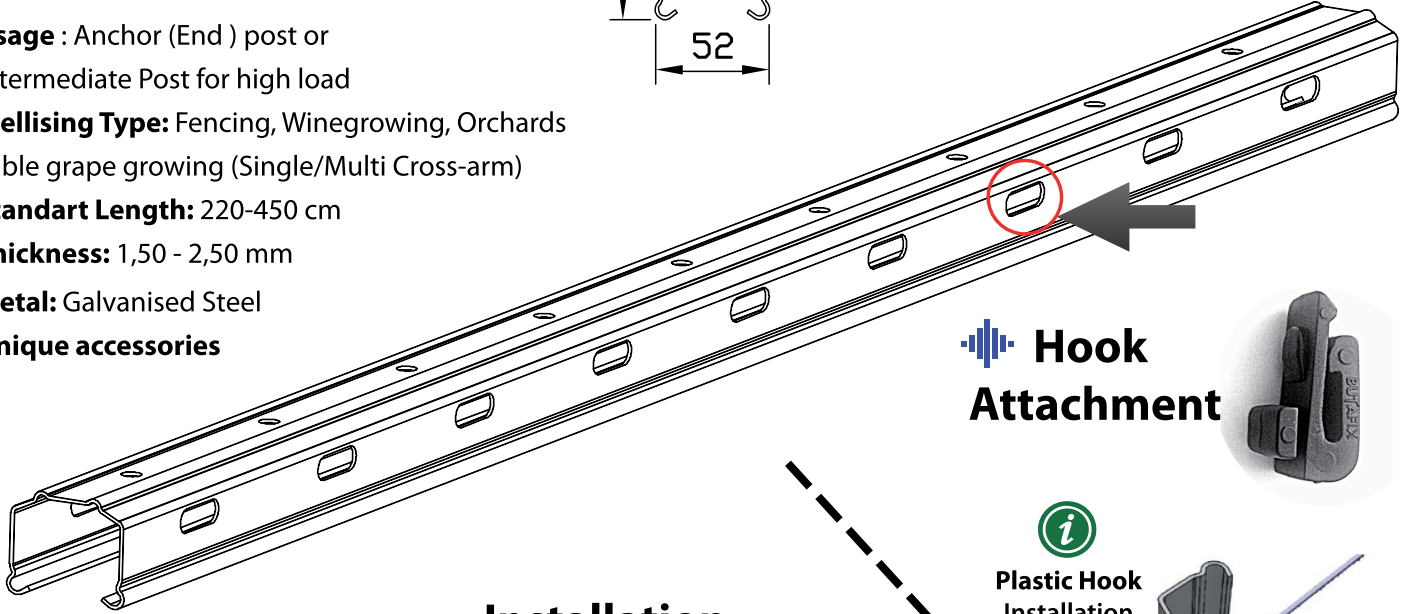
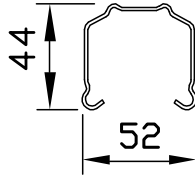


- It provides easy wire drawing and wire repositioning after installation

MP-52x35-2018-Eng

Features

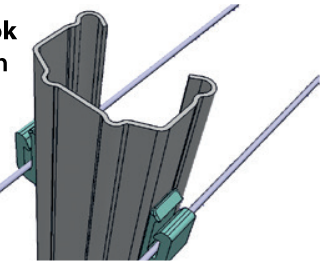
- **Usage :** Anchor (End) post or Intermediate Post for high load
- **Trellising Type:** Fencing, Winegrowing, Orchards Table grape growing (Single/Multi Cross-arm)
- **Standart Length:** 220-450 cm
- **Thickness:** 1,50 - 2,50 mm
- **Metal:** Galvanised Steel
- **Unique accessories**



Hook Attachment




Plastic Hook Installation



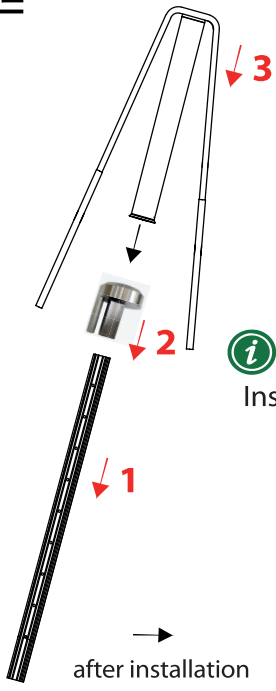
Installation Guide

Installation Tools

Impact Protector



Manuel Post Drive



Steps of Installation

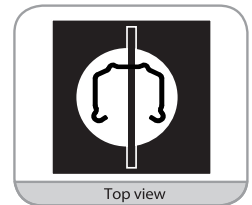
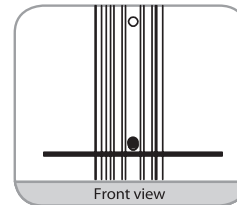
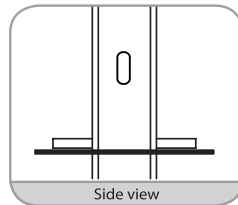
15-20°

TECHNICAL DETAILS TABLE OF PRODUCTION				
Post Length	Thickness	Coating Type	Holes	Side Edge Option
• 220cm - 450cm	• 1,50mm • 2,00mm • 2,50 mm	• Strip Galvanised • Hot Dipped Galvanised	• With every 10cm distance	• Without hole • Slot hole 30x10 mm • Plastic Hook

MOUNTING TABLE OF POSTS		
Post Length	Recommended Installation Depth	Aboveground Post Length
220 cm	60 cm	160 cm
250 cm	75 cm	175 cm
300 cm	90 cm	210 cm
350 cm	100 cm	250 cm
450 cm	110 cm	290 cm

• We recommend that you choose length of anchor post 20-25 cm longer than intermediate post.

Base Plate Installation for End Posts



• We recommend that you always use a base plate for high loads, long row and especially sandy loose soil.

MP-52x44-2018-Eng